

A high-contrast, black and white close-up photograph of an elephant's face. The elephant's eye is the central focus, surrounded by deeply wrinkled and textured skin. The lighting creates strong highlights and shadows, emphasizing the ruggedness of the elephant's features. In the top left corner, the words "TIME" and "TIDE" are stacked vertically, separated by a horizontal line. In the bottom right corner, the text "TIME + TIDE LUWI" is displayed in a large, bold, sans-serif font, with a smaller line of text below it.

TIME
TIDE

TIME + TIDE LUWI

*A Remote and Authentic Camp Set
Deep in the Heart of the South Luangwa*

TIME + TIDE LUWI

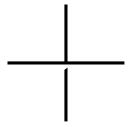
HIGHLIGHTS

- + *Walking safari heaven*
- + *Authentic and secluded camp*
- + *Wildlife hide overlooking a lively lagoon*

Situated deep in the park on the ephemeral Luwi River, Time + Tide Luwi is wonderfully remote, with no other camps for miles around. Tranquillity envelops this camp, creating a haven that allows you to reconnect with nature in a meaningful way. Nestled in a grove of ancient mahogany trees, the tents are designed to fully immerse guests into the bush experience. From the comfort of your open air lounge, watch the diverse wildlife wandering by on the grassy floodplains. Listen to the hippos bellowing in the nearby lagoon and breathe in the heady aroma of African jasmine drifting past on a cool breeze. Sit back and let the peace of this place wash over you.







CAMP DETAILS

THE TENTS

- + 4 tents - one bed, one bath
- + Open air bathroom, outdoor shower
- + Private open air seating area
- + Double or twin configuration
- + Fans in bedrooms
- + Solar power, British three pin plugs in main lounge
- + Charge stations
- + No wifi and phone signal
- + Main lodge - dining area, lounge, library, bar and campfire

NEED TO KNOW

- + Open 20 May to 7 Nov
- + Children of all ages welcome
- + 2 hr game drive transfer from Mfuwe



As the peak dry season, October and November are a great time to see predator action as animals concentrate around dwindling water sources.



Wild dog sightings pick up in late October and November, even passing right by camp.

GREAT ALL SEASON

- + South Luangwa is famous for large elephant herds
- + The Luwi region is a haven for walking safaris
- + Wildlife photography - still a wild land devoid of crowds that makes for great photographic opportunities

The start of the walking safari season, which runs from May to November.



September to November is best for seeing the iconic carmine bee-eaters.



As the dry season approaches, large herds of elephants begin to drop by camp more often, drawn to drink at the nearby lagoon.

TIME + TIDE LUWI

SOUTH LUANGWA NATIONAL PARK

Peak season for our signature Sleepout Under the Stars is July to October.



Lion sightings pick up as the bush gets drier.



KNOWN AS
VALLEY
OF THE
LEOPARD



EXPLORE WITH US

- + Day and night game drives
- + Walking safaris
- + Wildlife hides
- + Time + Tide Sleepout*
*(*Supplementary Charge)*

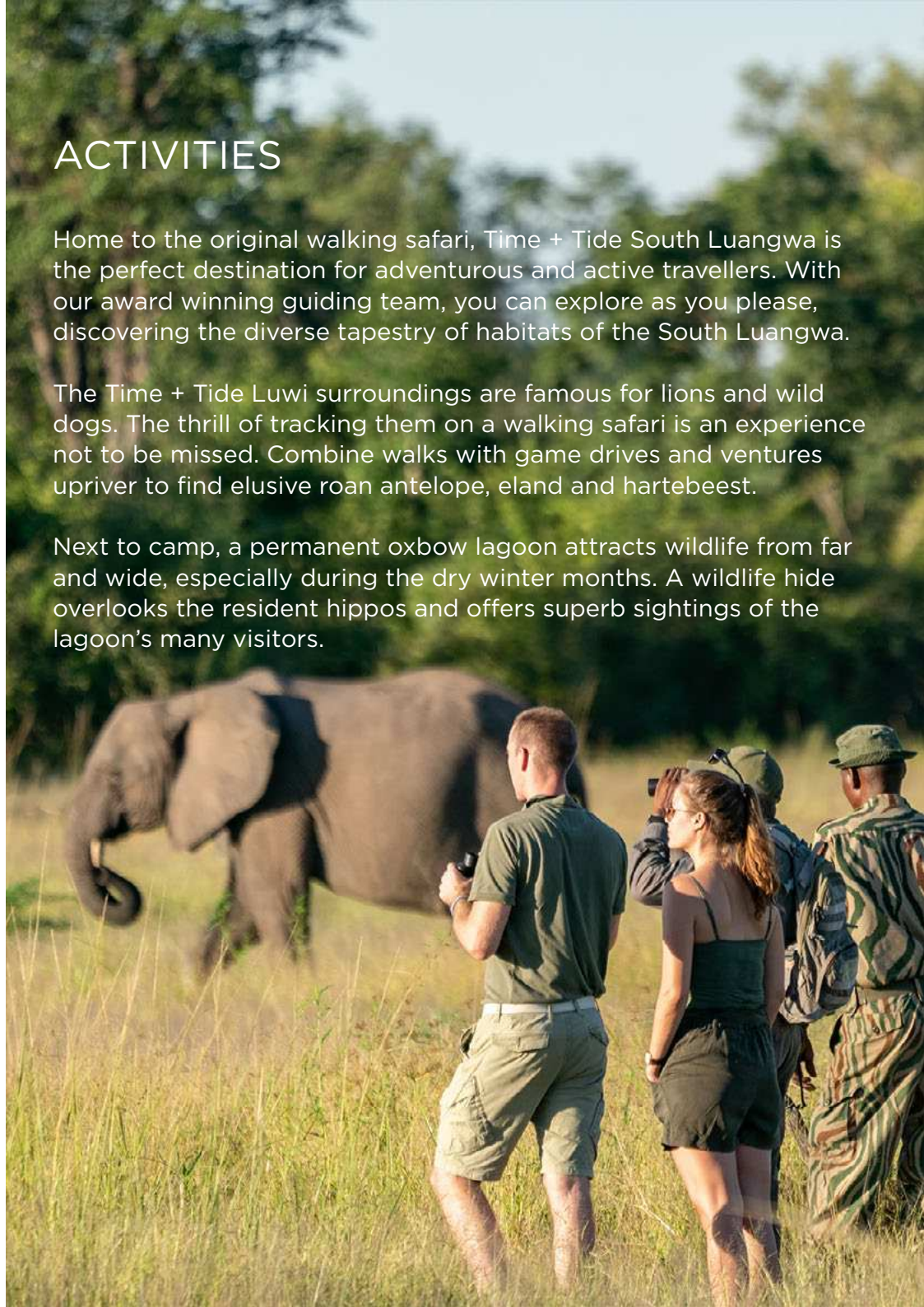


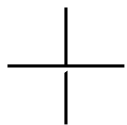
ACTIVITIES

Home to the original walking safari, Time + Tide South Luangwa is the perfect destination for adventurous and active travellers. With our award winning guiding team, you can explore as you please, discovering the diverse tapestry of habitats of the South Luangwa.

The Time + Tide Luwi surroundings are famous for lions and wild dogs. The thrill of tracking them on a walking safari is an experience not to be missed. Combine walks with game drives and ventures upriver to find elusive roan antelope, eland and hartebeest.

Next to camp, a permanent oxbow lagoon attracts wildlife from far and wide, especially during the dry winter months. A wildlife hide overlooks the resident hippos and offers superb sightings of the lagoon's many visitors.





WINE + DINE

Amid the wild bush setting, our award winning culinary team creates an extraordinary dining experience that blends expert culinary skills, impeccable service and artful plating. Our dishes draw from the rich cultural and natural heritage of Zambia by featuring our vibrant flavours, produce and traditions. By bringing together the best of Zambia with inspiration from around the world, we create a dining experience that appeals to our international clientele, while retaining its wonderful Zambian authenticity.



SAMPLE MENU

- + *Roasted pork fillet with wembe, ginger and sage*
- + *Tilapia baked in banana leaves with preserved Kapani lemons & za'atar*
- + *Wild munyanya vichyssoise with chives and munyanya crisps*
- + *Munkoyo panna cotta with masau syrup and fresh fruit*



GETTING THERE

INTERNATIONAL FLIGHTS TO LUSAKA

- Airlink + Proflight ex JNB (daily)
- Ethiopian Airlines ex ADD (daily)
- Emirates ex DXB (5 x per week)
- Qatar ex DOH (3 x per week)

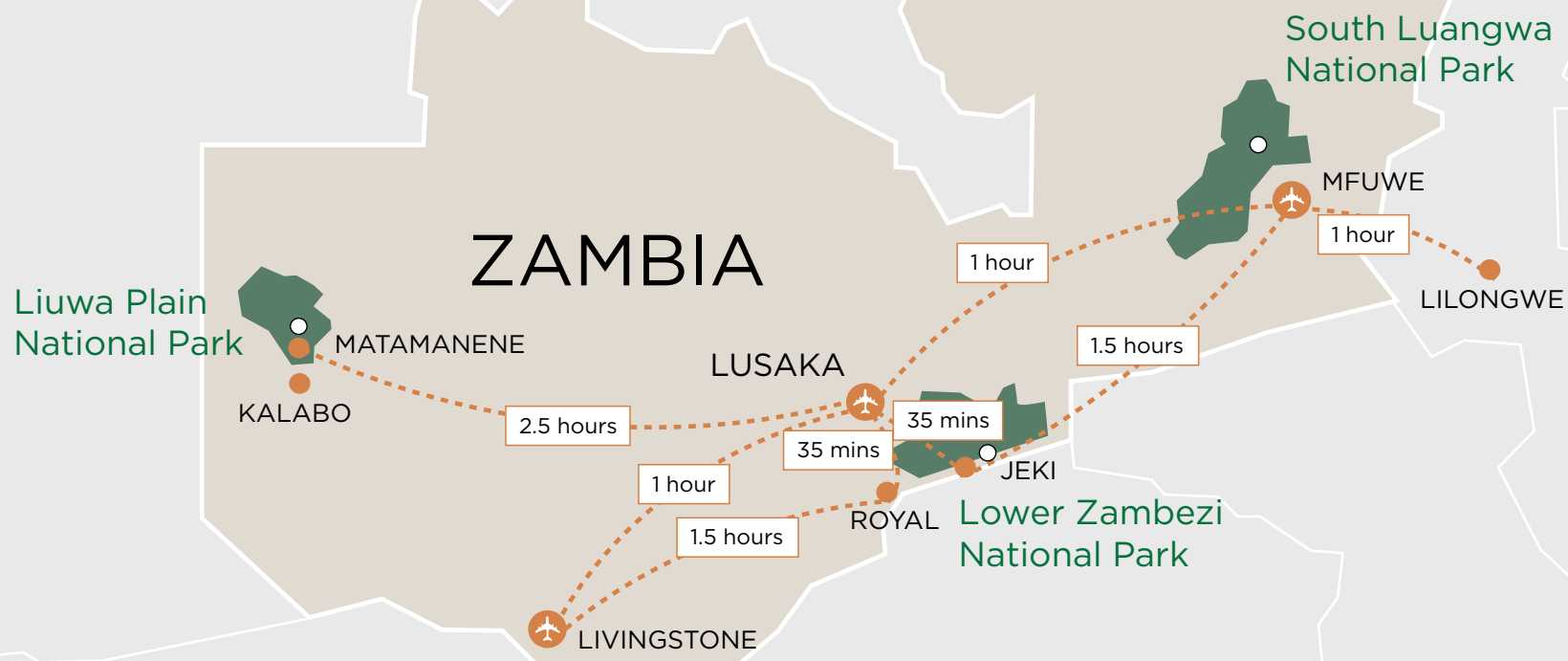
KEY

DESTINATION

INTL AIRPORT

DOMESTIC AIRPORT

FLIGHT ROUTE



WALKING ROUTES

SOUTH LUANGWA

Distances and times between camps:
Luwi to Nsolo - 9.5 km (approx 2.5 - 3 hours)
Nsolo to Kakuli - 14 km (approx 4 - 4.5 hours)
Nsolo to Mchenja - 12 km (approx 4 hours)
Kakuli to Mchenja - 7km (approx 2 hours)

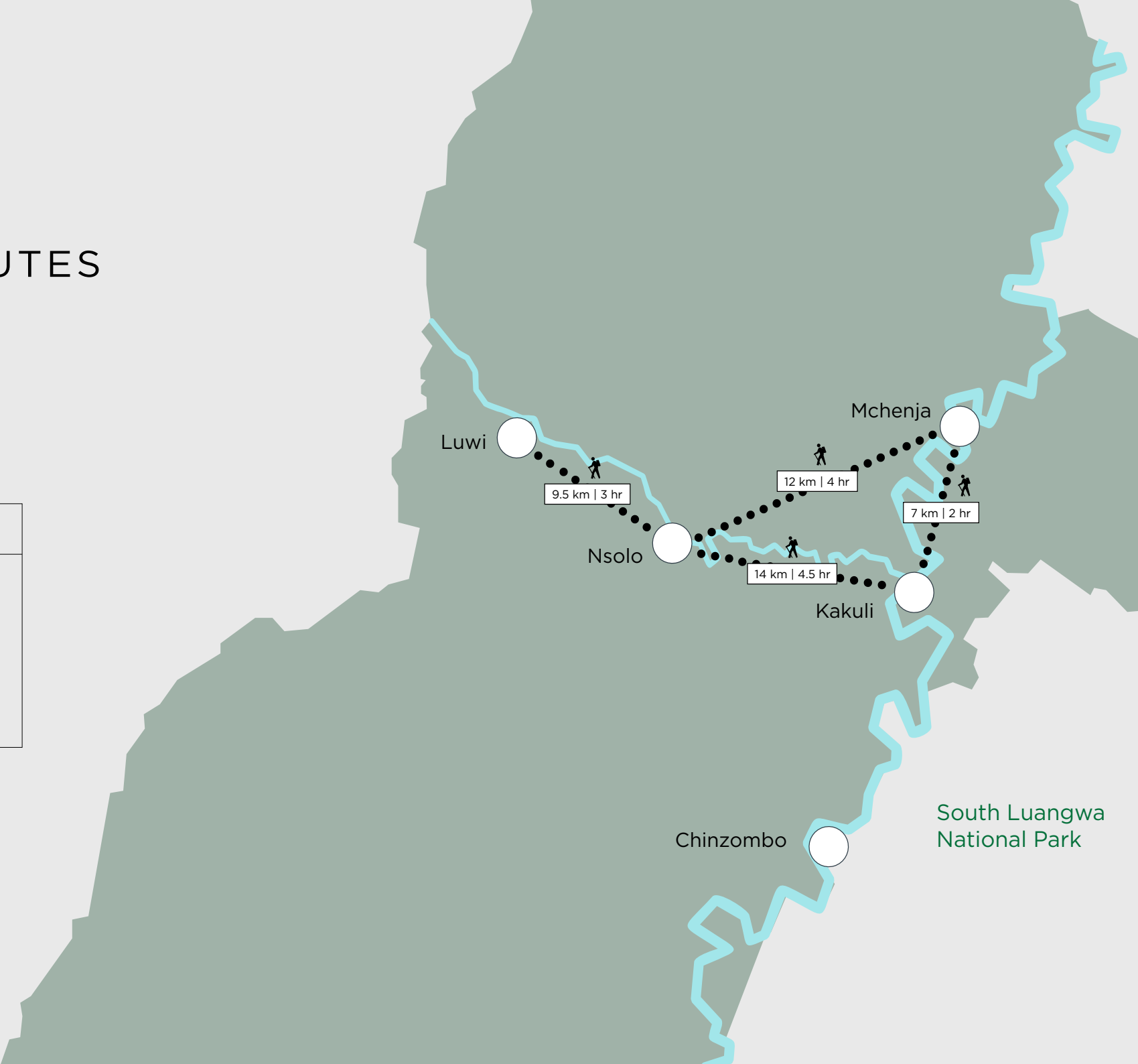
KEY

TIME + TIDE CAMP

NATIONAL PARK

RIVERS

WALKING ROUTES





JOURNEYS

Join Time + Tide on the road less travelled with our collection of signature Journeys featuring Time + Tide Luwi:

- + Jetset Safari
- + Two Rivers
- + Sleepout
- + Family Safari
- + Walking safari





TIME
TIDE

TIME+TIDE SAFARIS

CONTACT US

*Time and tide wait for no man,
start your journey today.*

+27 60 642 4004
travel@timeandtideafrica.com
timeandtideafrica.com

v20220708